

Signify Classified - Internal
Cooper Lighting Solutions Photometric Lab
1121 Highway 74 South
Peachtree City, GA 30269



Scaled data based on original data using
LM-79-08 Approved Method: Electrical and Photometric Measurements of Solid-
State Lighting Products

Test Report Prepared for
Cooper Lighting Solutions
(formerly Eaton)

Brand: INVUE

Report Number: P869000

Luminaire Tested: **EMM2-HSN-SA2A-750-U-T3-HSS**

Issue Date: 08/22/2024



Test Information

Test Method: LM-79-08
Report Number: P869000
Test Lab: INNOVATION CENTER(G3)
Issue Date: 08/22/2024
Manufacturer: COOPER LIGHTING SOLUTIONS (FORMERLY EATON)
Product Line: INVUE
Catalog Number: EMM2-HSN-SA2A-750-U-T3-HSS
Description: EPIC MODERN SHORT HOUSING DISCRETE LED ARRAYS 70W 70CRI 5000K
FIXTURE w/ TYPE III DISTRIBUTION OPTIC AND HOUSE SIDE SHIELD
Light Source: (20) 5000K CCT, 70 CRI LEDS
Ballast/Driver: ELECTRONIC DRIVER

Summary

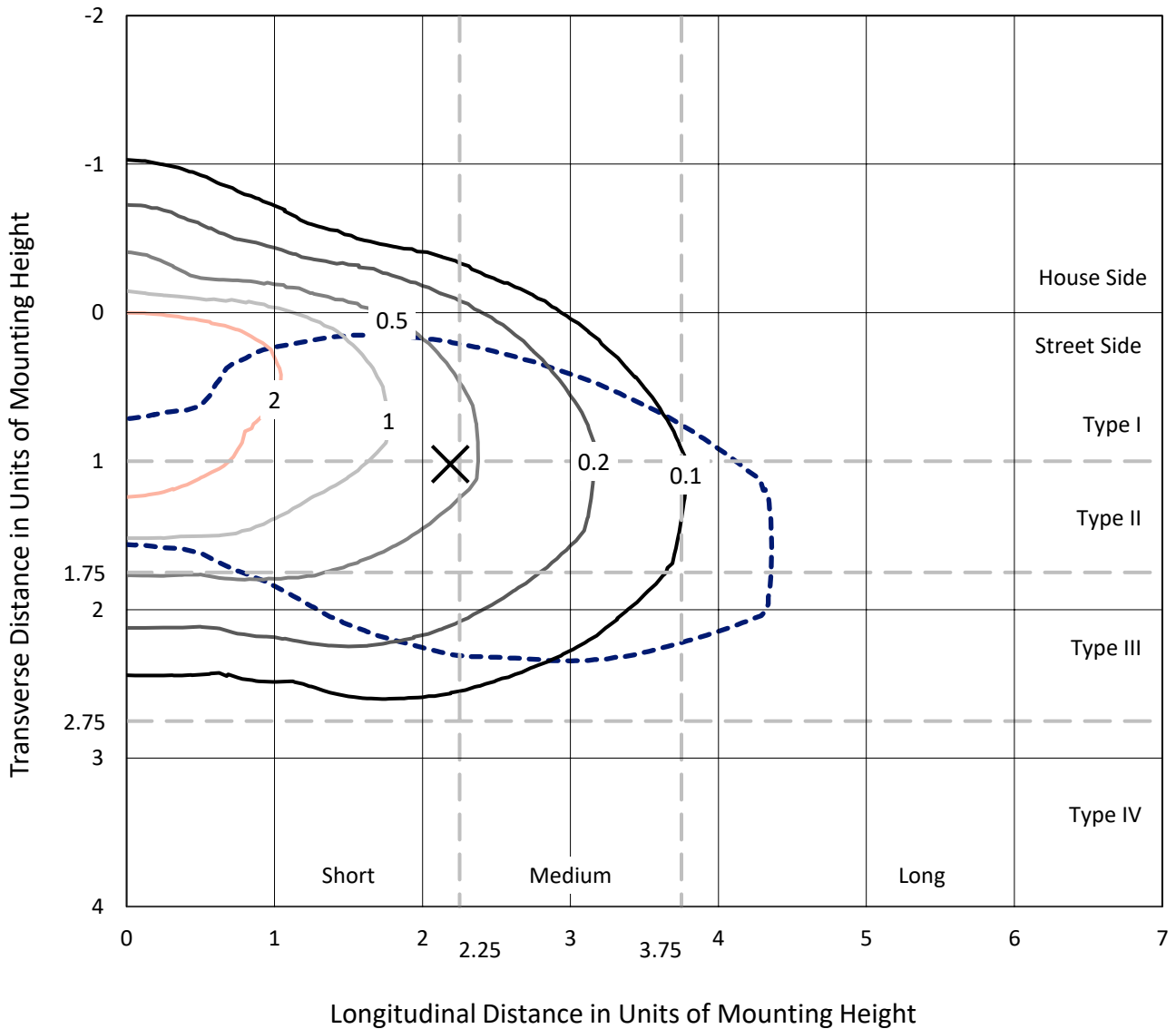
Lumens per Lamp: N/A
Luminaire Lumens: 6440.4 lumens
Efficiency: N/A
Efficacy: 105.6 lumens/watt
Luminous Opening: Rectangular (W 0.67' x L: 0.33' x H: 0')
IES Classification: Type III - Short
BUG Rating: B1 - U0 - G2

Input Watts (W): 61
Input Voltage (V): 120
Input Current (A_{in}): NR
Voltage Rise (V): NR
Power Factor: 0.99
Total Harmonic Distortion (THDi): 9.89%
Frequency (hertz): 60
Stabilization Time: NR
Operation Time: NR
Ambient Temperature (°C): NR
Test Distance: 24 FT

REPORT NUMBER: P869000
 CATALOG NUMBER: EMM2-HSN-SA2A-750-U-T3-HSS

Iso-Footcandle Lines of Horizontal Illumination

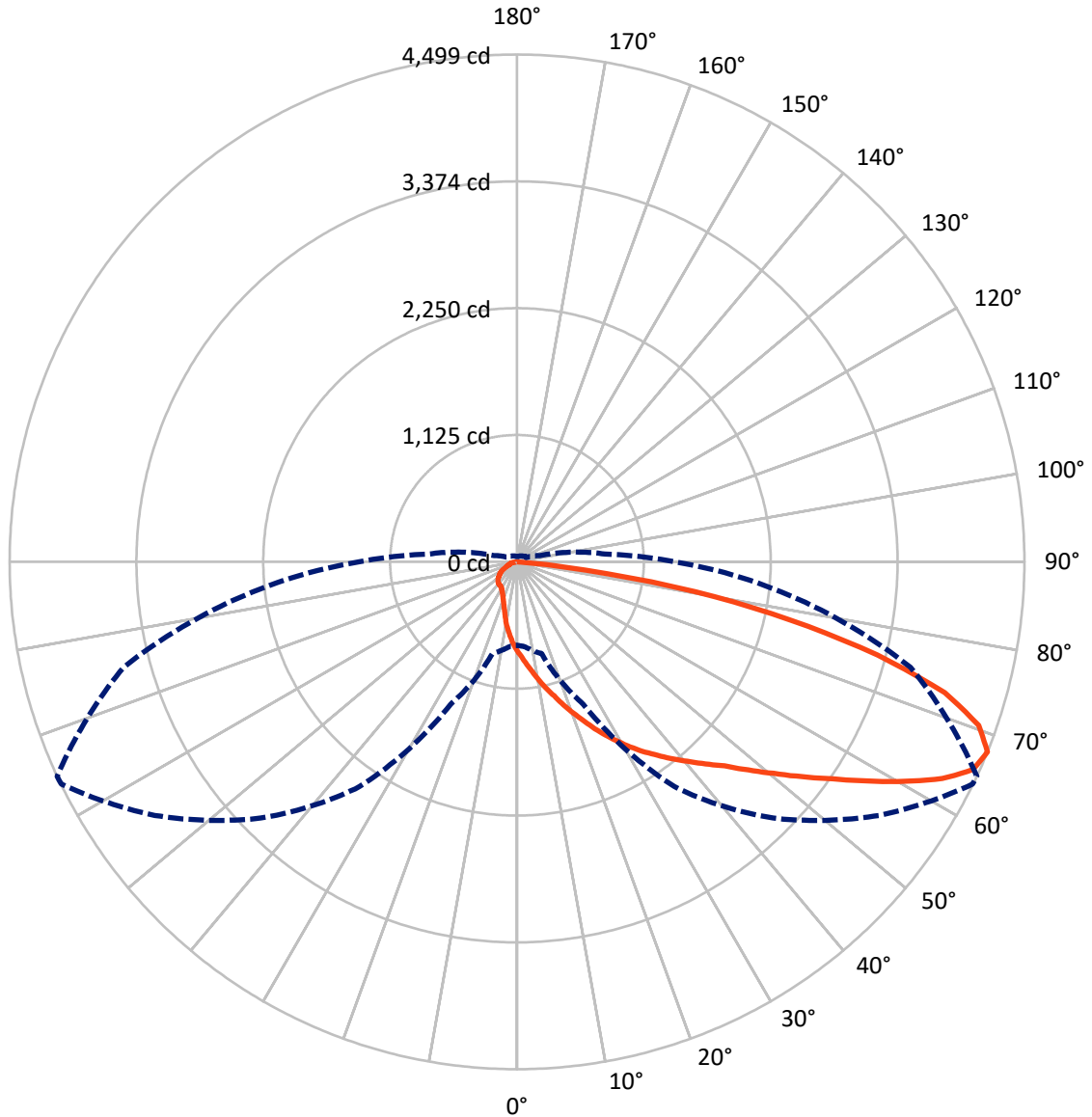
× Max cd
 - - - 1/2 Max cd



Based on 20 foot mounting height. Maximum calculated value = 3.7 fc
 Type III - Short - N/A

REPORT NUMBER: P869000
CATALOG NUMBER: EMM2-HSN-SA2A-750-U-T3-HSS

Luminous Intensity Polar Plot



— Vertical Plane Through 65-Deg Lateral - - - Horizontal Cone Through 67.5-Deg Vertical

REPORT NUMBER: P869000
 CATALOG NUMBER: EMM2-HSN-SA2A-750-U-T3-HSS

FLUX DISTRIBUTION:

		Downward	Upward	Total
House Side	Lumens	626.8	0.0	626.8
	% Fixture	9.7	0.0	9.7
Street Side	Lumens	5813.6	0.0	5813.6
	% Fixture	90.3	0.0	90.3
Total	Lumens	6440.4	0.0	6440.4
	% Fixture	100.0	0.0	100.0

Coefficient of Utilization

ZONAL LUMENS:

Zone	Lumens	% Fixture
0°-10°	77.9	1.2
10°-20°	258.4	4.0
20°-30°	470.4	7.3
30°-40°	727.9	11.3
40°-50°	1100.4	17.1
50°-60°	1431.5	22.2
60°-70°	1412.2	21.9
70°-80°	859.6	13.3
80°-90°	102.2	1.6
90°-100°	0.0	0.0
100°-110°	0.0	0.0
110°-120°	0.0	0.0
120°-130°	0.0	0.0
130°-140°	0.0	0.0
140°-150°	0.0	0.0
150°-160°	0.0	0.0
160°-170°	0.0	0.0
170°-180°	0.0	0.0
0°-90°	6440.4	100.0
0°-180°	6440.4	100.0



REPORT NUMBER: P869000

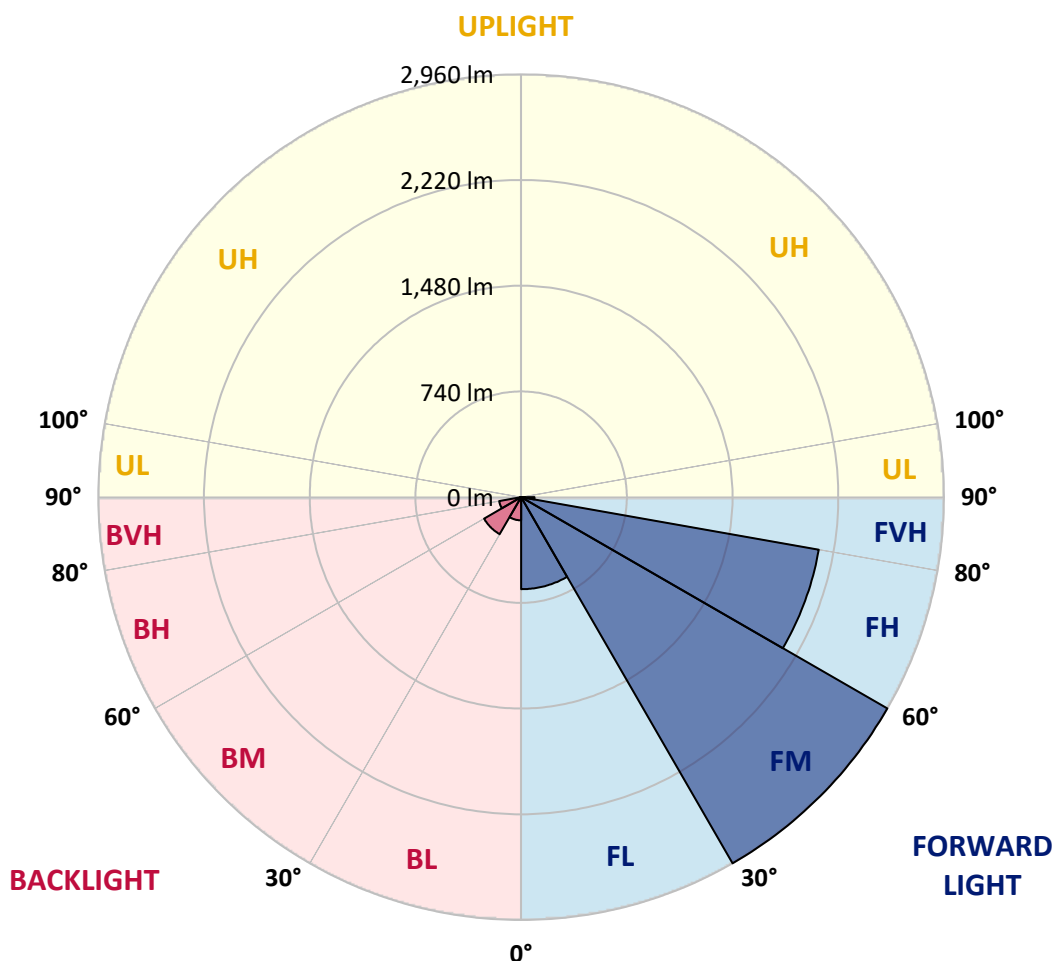
CATALOG NUMBER: EMM2-HSN-SA2A-750-U-T3-HSS

LUMINAIRE CLASSIFICATION SYSTEM LUMEN TABLE AND BUG RATING:

Zone	Lumens	% Fixture	Zone Rating/Lumen Limit		
			B	U	G
FL (0°-30°)	644.4	10.0			
FM (30°-60°)	2960.0	46.0			
FH (60°-80°)	2115.7	32.9			G2/5000
FVH (80°-90°)	93.4	1.5			G1/100
BL (0°-30°)	162.2	2.5	B1/500		
BM (30°-60°)	299.8	4.7	B1/1000		
BH (60°-80°)	156.1	2.4	B1/500		G1/500
BVH (80°-90°)	8.8	0.1			G0/10
UL (90°-100°)	0.0	0.0		U0/0	
UH (100°-180°)	0.0	0.0		U0/0	

BUG Rating: B1-U0-G2

Type III Short





REPORT NUMBER: P869000

CATALOG NUMBER: EMM2-HSN-SA2A-750-U-T3-HSS

CANDELA DISTRIBUTION (FULL):

	0°	5°	15°	25°	35°	45°	55°	64°	65°	75°	85°
0°	795.8	795.8	795.8	795.8	795.8	795.8	795.8	795.8	795.8	795.8	795.8
2.5°	930.0	922.6	928.2	915.3	900.6	889.6	867.5	849.1	847.3	828.9	808.7
5°	1108.3	1084.4	1086.2	1060.5	1029.2	996.2	961.2	915.3	915.3	871.2	825.2
7.5°	1268.2	1264.5	1248.0	1207.5	1170.8	1119.3	1055.0	996.2	983.3	915.3	843.6
10°	1422.6	1417.0	1402.3	1371.1	1308.6	1251.6	1170.8	1082.5	1066.0	968.6	865.7
12.5°	1545.7	1547.5	1531.0	1505.3	1450.1	1382.1	1275.5	1165.3	1150.5	1020.1	887.7
15°	1654.1	1652.3	1648.6	1626.6	1573.3	1510.8	1385.8	1257.1	1233.3	1075.2	909.8
17.5°	1736.9	1733.2	1725.8	1707.4	1681.7	1621.1	1501.6	1354.6	1334.3	1139.5	935.5
20°	1760.7	1758.9	1758.9	1771.8	1760.7	1724.0	1617.4	1455.6	1433.6	1207.5	970.4
22.5°	1804.9	1803.0	1801.2	1814.0	1821.4	1817.7	1725.8	1558.6	1538.4	1286.6	1014.5
25°	1861.8	1858.2	1852.6	1865.5	1874.7	1896.8	1834.3	1679.9	1656.0	1378.5	1058.7
27.5°	1937.2	1940.9	1933.5	1931.7	1931.7	1944.5	1929.8	1788.3	1766.3	1466.7	1110.1
30°	2036.4	2041.9	2029.1	2019.9	2003.4	2001.5	2005.2	1909.6	1878.4	1562.2	1163.4
32.5°	2133.8	2139.4	2132.0	2119.1	2076.9	2060.3	2075.0	2012.5	1992.3	1667.0	1231.4
35°	2212.9	2225.7	2225.7	2200.0	2141.2	2132.0	2155.9	2113.6	2098.9	1790.2	1312.3
37.5°	2319.5	2326.8	2319.5	2271.7	2198.2	2209.2	2246.0	2220.2	2211.0	1922.5	1407.9
40°	2547.4	2556.6	2508.8	2394.8	2277.2	2290.1	2354.4	2339.7	2325.0	2053.0	1496.1
42.5°	2865.3	2843.3	2834.1	2580.5	2398.5	2391.2	2472.0	2451.8	2450.0	2185.3	1577.0
45°	3074.9	3082.2	3036.3	2795.5	2654.0	2516.1	2602.5	2595.2	2580.5	2319.5	1674.4
47.5°	3220.1	3203.5	3089.6	2973.8	3001.4	2679.7	2747.7	2766.1	2756.9	2472.0	1793.8
50°	3280.7	3264.2	3188.8	3111.6	3144.7	2867.2	2896.6	2957.2	2948.1	2626.4	1894.9
52.5°	3205.4	3185.1	3190.7	3210.9	3194.3	3014.2	3080.4	3176.0	3164.9	2806.5	2012.5
55°	2725.7	2779.0	2984.8	3190.7	3185.1	3126.3	3277.0	3416.7	3394.7	2994.0	2113.6
57.5°	2198.2	2227.6	2488.6	3045.5	3155.7	3220.1	3501.3	3674.0	3666.7	3181.5	2205.5
60°	1747.9	1779.1	1977.6	2744.0	3087.7	3317.5	3731.0	3958.9	3951.6	3370.8	2271.7
62.5°	1389.5	1389.5	1565.9	2310.3	2957.2	3374.5	3913.0	4245.6	4232.8	3523.3	2288.2
65°	999.8	1012.7	1145.0	1858.2	2745.9	3359.7	4001.2	4449.6	4442.3	3609.7	2253.3
67.5°	738.9	753.6	841.8	1393.2	2433.4	3212.7	3920.3	4495.6	4499.3	3611.5	2139.4
70°	577.1	580.8	647.0	968.6	1994.2	2885.6	3617.1	4343.0	4343.0	3521.5	1970.3
72.5°	439.3	442.9	499.9	659.8	1468.5	2385.6	3163.1	3938.7	3966.3	3282.6	1720.3
75°	340.0	347.4	386.0	474.2	920.8	1696.4	2598.8	3225.6	3300.9	2819.4	1417.0
77.5°	262.8	270.2	301.4	347.4	536.7	1045.8	1826.9	2411.4	2479.4	2220.2	1093.6
80°	211.4	215.0	235.3	261.0	325.3	538.5	1115.6	1584.3	1604.5	1508.9	724.1
82.5°	97.4	104.8	126.8	143.4	161.7	250.0	476.0	586.3	612.0	599.2	297.7
85°	11.0	11.0	12.9	14.7	16.5	25.7	33.1	29.4	29.4	34.9	31.2
87.5°	0.0	0.0	0.0	1.8	3.7	3.7	5.5	5.5	5.5	5.5	5.5
90°	0.0	0.0	0.0	0.0	0.0	0.0	0.0	0.0	0.0	0.0	0.0



REPORT NUMBER: P869000

CATALOG NUMBER: EMM2-HSN-SA2A-750-U-T3-HSS

CANDELA DISTRIBUTION (continued):

	90°	95°	105°	115°	125°	135°	145°	155°	165°	175°	180°
0°	795.8	795.8	795.8	795.8	795.8	795.8	795.8	795.8	795.8	795.8	795.8
2.5°	797.7	784.8	760.9	740.7	722.3	703.9	694.7	672.7	667.2	670.8	658.0
5°	801.3	775.6	726.0	680.0	641.4	604.7	573.4	540.4	533.0	522.0	516.5
7.5°	806.9	768.3	691.1	619.4	560.6	507.3	468.7	442.9	422.7	417.2	415.4
10°	814.2	759.1	652.5	562.4	481.5	426.4	391.5	373.1	365.7	360.2	362.1
12.5°	819.7	749.9	615.7	498.1	419.0	369.4	352.9	338.2	334.5	332.7	332.7
15°	827.1	740.7	571.6	441.1	365.7	336.3	319.8	314.3	314.3	312.4	312.4
17.5°	836.3	733.3	534.8	397.0	334.5	306.9	299.6	292.2	292.2	292.2	290.4
20°	854.6	729.7	501.8	360.2	306.9	288.6	277.5	272.0	270.2	268.3	268.3
22.5°	873.0	729.7	465.0	332.7	288.6	268.3	257.3	251.8	250.0	250.0	250.0
25°	898.8	727.8	435.6	308.8	272.0	248.1	237.1	231.6	227.9	227.9	226.1
27.5°	928.2	727.8	409.9	290.4	253.6	229.7	216.9	211.4	205.8	205.8	204.0
30°	957.6	731.5	387.8	275.7	235.3	213.2	196.7	189.3	185.6	183.8	183.8
32.5°	996.2	742.5	373.1	264.7	218.7	196.7	180.1	172.8	169.1	167.3	167.3
35°	1055.0	770.1	374.9	259.1	207.7	182.0	165.4	156.2	154.4	154.4	152.5
37.5°	1117.5	795.8	380.5	255.5	196.7	170.9	154.4	145.2	143.4	143.4	143.4
40°	1170.8	817.9	387.8	253.6	187.5	159.9	145.2	137.8	134.2	134.2	134.2
42.5°	1224.1	830.7	389.6	248.1	182.0	150.7	137.8	130.5	126.8	128.7	128.7
45°	1277.4	839.9	384.1	240.8	176.4	143.4	130.5	123.1	119.5	119.5	119.5
47.5°	1341.7	860.2	374.9	229.7	172.8	137.8	123.1	115.8	114.0	114.0	114.0
50°	1406.0	876.7	367.6	216.9	163.6	130.5	117.6	108.4	106.6	106.6	106.6
52.5°	1459.3	884.0	358.4	200.3	154.4	123.1	110.3	101.1	97.4	97.4	97.4
55°	1499.8	885.9	345.5	187.5	141.5	115.8	102.9	93.7	90.1	88.2	88.2
57.5°	1532.8	884.0	332.7	174.6	130.5	106.6	93.7	86.4	80.9	79.0	79.0
60°	1551.2	878.5	314.3	158.1	115.8	97.4	86.4	77.2	73.5	71.7	71.7
62.5°	1540.2	863.8	288.6	132.3	104.8	88.2	79.0	71.7	66.2	64.3	64.3
65°	1488.7	834.4	255.5	108.4	93.7	79.0	71.7	64.3	57.0	55.1	55.1
67.5°	1398.7	784.8	211.4	91.9	86.4	71.7	64.3	57.0	51.5	47.8	47.8
70°	1273.7	718.6	165.4	79.0	77.2	66.2	58.8	51.5	45.9	42.3	42.3
72.5°	1095.4	610.2	123.1	68.0	68.0	60.7	53.3	47.8	42.3	38.6	38.6
75°	885.9	461.3	93.7	62.5	60.7	55.1	47.8	42.3	38.6	34.9	34.9
77.5°	647.0	306.9	77.2	57.0	57.0	49.6	44.1	38.6	34.9	33.1	33.1
80°	393.3	176.4	55.1	44.1	44.1	42.3	36.8	33.1	31.2	27.6	25.7
82.5°	159.9	68.0	29.4	22.1	22.1	20.2	12.9	11.0	11.0	11.0	9.2
85°	16.5	11.0	7.4	5.5	5.5	5.5	3.7	3.7	3.7	3.7	3.7
87.5°	5.5	5.5	3.7	3.7	3.7	3.7	1.8	1.8	1.8	1.8	1.8
90°	0.0	0.0	0.0	0.0	0.0	0.0	0.0	0.0	0.0	0.0	0.0

LM-79-2019: Approved Method: Electrical and Photometric Measurements of Solid-
State Lighting Products

Report Prepared for

Cooper Lighting Solutions

Streetworks

Report Number: SP1-2407-157-6

Test Date: 08/07/2024

Luminaire Tested: MEM2-HTN-SA-40-750-U-5WQ-2

Data in this report applies to families of products including MEM2-HTN-SA-40-750-U-5WQ-2

Test Information

Test Method: LM-79-2019
 Report Number: SP1-2407-157-6
 Test Lab: COOPER LIGHTING SOLUTIONS
 Photometer: SP1 - 76IN SPHERE
 Measurement Geometry: 4π
 Issue Date: 08/20/2024
 Manufacturer: COOPER LIGHTING SOLUTIONS
 Product Line: Streetworks
 Catalog Number: **MEM2-HTN-SA-40-750-U-5WQ-2**
 Description: Epic Modern Light Square 40W 5WQ Optic and Flare Trim

Spectral Parameters

CCT (K): 5094
 CIE u': 0.2082
 CIE v': 0.4867
 Duv: 0.0032
 CIE x: 0.3430
 CIE y: 0.3564
 CIE z: 0.3006
 Peak Wavelength (nm): 451
 Dominant Wavelength (nm): 568
 Purity: 9.86439
 Rf: 73.7
 Rg: 93

CRI (Ra):	72.0		
R1:	68.6	R9:	-39.6
R2:	78.1	R10:	47.6
R3:	84.6	R11:	68.2
R4:	71.6	R12:	41.4
R5:	69.6	R13:	70.4
R6:	69.4	R14:	91.4
R7:	80.9	R15:	61.4
R8:	53.1		



Test Conditions

Stabilization Time: 20M
 Operation Time: 1H 20M
 Sphere Temperature (°C): 24.2

REPORT NUMBER: SP1-2407-157-6

Measurement and Test Equipment			
Instrument	Identification Number	Calibration Date	Calibration Due Date
Photometer	IN0058	6/18/2024	12/18/2024
Power Meter	INXT2011004	2/8/2024	2/8/2025
AC Power Source	IN0063	10/24/2023	10/24/2024
DC Power Source	IN0208	10/24/2023	10/24/2024
Sphere Thermometer	IN0085	10/24/2023	10/24/2024
Room Thermometer	IN0046	10/24/2023	10/24/2024

REPORT NUMBER: SP1-2407-157-6

CIE 1931 Chromaticity Diagram



CIE 1931 Chromaticity Diagram with 2017 ANSI 7-Step and 4-Step Quadrangles



Point lies inside the ANSI 5000K 4-step quadrangle

REPORT NUMBER: SP1-2407-157-6

Photopic Flux vs. Wavelength



Photopic Lumens: NR

λ (nm)	Power W [^] /nm	Lumens (φ/nm)	λ (nm)	Power W [^] /nm	Lumens (φ/nm)	λ (nm)	Power W [^] /nm	Lumens (φ/nm)	λ (nm)	Power W [^] /nm	Lumens (φ/nm)	λ (nm)	Power W [^] /nm	Lumens (φ/nm)
360	0	NR	490	114	NR	620	361	NR	750	9	NR	880	0	NR
365	0	NR	495	145	NR	625	326	NR	755	8	NR	885	0	NR
370	0	NR	500	197	NR	630	294	NR	760	7	NR	890	0	NR
375	0	NR	505	259	NR	635	261	NR	765	6	NR	895	0	NR
380	0	NR	510	319	NR	640	232	NR	770	5	NR	900	0	NR
385	0	NR	515	373	NR	645	204	NR	775	4	NR	905	0	NR
390	0	NR	520	414	NR	650	179	NR	780	4	NR	910	0	NR
395	1	NR	525	445	NR	655	157	NR	785	3	NR	915	0	NR
400	3	NR	530	465	NR	660	136	NR	790	3	NR	920	0	NR
405	5	NR	535	482	NR	665	118	NR	795	2	NR	925	0	NR
410	9	NR	540	493	NR	670	102	NR	800	2	NR	930	0	NR
415	18	NR	545	505	NR	675	87	NR	805	2	NR	935	0	NR
420	36	NR	550	515	NR	680	75	NR	810	2	NR	940	0	NR
425	72	NR	555	527	NR	685	65	NR	815	1	NR	945	0	NR
430	134	NR	560	540	NR	690	56	NR	820	1	NR	950	0	NR
435	242	NR	565	550	NR	695	48	NR	825	1	NR	955	0	NR
440	407	NR	570	557	NR	700	41	NR	830	1	NR	960	0	NR
445	684	NR	575	561	NR	705	35	NR	835	1	NR	965	0	NR
450	988	NR	580	559	NR	710	30	NR	840	1	NR	970	0	NR
455	828	NR	585	551	NR	715	26	NR	845	1	NR	975	0	NR
460	473	NR	590	537	NR	720	22	NR	850	1	NR	980	0	NR
465	333	NR	595	516	NR	725	19	NR	855	0	NR	985	0	NR
470	232	NR	600	491	NR	730	16	NR	860	0	NR	990	0	NR
475	146	NR	605	461	NR	735	14	NR	865	0	NR	995	0	NR
480	113	NR	610	429	NR	740	12	NR	870	0	NR	1000	0	NR
485	106	NR	615	395	NR	745	10	NR	875	0	NR			

REPORT NUMBER: SP1-2407-157-6

Scotopic Flux vs. Wavelength



Scotopic Lumens: NR

S/P: 1.81

λ (nm)	Power W [^] /nm	Lumens (ϕ /nm)	λ (nm)	Power W [^] /nm	Lumens (ϕ /nm)	λ (nm)	Power W [^] /nm	Lumens (ϕ /nm)	λ (nm)	Power W [^] /nm	Lumens (ϕ /nm)	λ (nm)	Power W [^] /nm	Lumens (ϕ /nm)
360	0	NR	490	114	NR	620	361	NR	750	9	NR	880	0	NR
365	0	NR	495	145	NR	625	326	NR	755	8	NR	885	0	NR
370	0	NR	500	197	NR	630	294	NR	760	7	NR	890	0	NR
375	0	NR	505	259	NR	635	261	NR	765	6	NR	895	0	NR
380	0	NR	510	319	NR	640	232	NR	770	5	NR	900	0	NR
385	0	NR	515	373	NR	645	204	NR	775	4	NR	905	0	NR
390	0	NR	520	414	NR	650	179	NR	780	4	NR	910	0	NR
395	1	NR	525	445	NR	655	157	NR	785	3	NR	915	0	NR
400	3	NR	530	465	NR	660	136	NR	790	3	NR	920	0	NR
405	5	NR	535	482	NR	665	118	NR	795	2	NR	925	0	NR
410	9	NR	540	493	NR	670	102	NR	800	2	NR	930	0	NR
415	18	NR	545	505	NR	675	87	NR	805	2	NR	935	0	NR
420	36	NR	550	515	NR	680	75	NR	810	2	NR	940	0	NR
425	72	NR	555	527	NR	685	65	NR	815	1	NR	945	0	NR
430	134	NR	560	540	NR	690	56	NR	820	1	NR	950	0	NR
435	242	NR	565	550	NR	695	48	NR	825	1	NR	955	0	NR
440	407	NR	570	557	NR	700	41	NR	830	1	NR	960	0	NR
445	684	NR	575	561	NR	705	35	NR	835	1	NR	965	0	NR
450	988	NR	580	559	NR	710	30	NR	840	1	NR	970	0	NR
455	828	NR	585	551	NR	715	26	NR	845	1	NR	975	0	NR
460	473	NR	590	537	NR	720	22	NR	850	1	NR	980	0	NR
465	333	NR	595	516	NR	725	19	NR	855	0	NR	985	0	NR
470	232	NR	600	491	NR	730	16	NR	860	0	NR	990	0	NR
475	146	NR	605	461	NR	735	14	NR	865	0	NR	995	0	NR
480	113	NR	610	429	NR	740	12	NR	870	0	NR	1000	0	NR
485	106	NR	615	395	NR	745	10	NR	875	0	NR			

REPORT NUMBER: SP1-2407-157-6

Melanopic Flux vs. Wavelength



Melanopic Lumens: NR

M/P: 3.73

λ (nm)	Power W [^] /nm	Lumens (φ/nm)	λ (nm)	Power W [^] /nm	Lumens (φ/nm)	λ (nm)	Power W [^] /nm	Lumens (φ/nm)	λ (nm)	Power W [^] /nm	Lumens (φ/nm)	λ (nm)	Power W [^] /nm	Lumens (φ/nm)
360	0	NR	490	114	NR	620	361	NR	750	9	NR	880	0	NR
365	0	NR	495	145	NR	625	326	NR	755	8	NR	885	0	NR
370	0	NR	500	197	NR	630	294	NR	760	7	NR	890	0	NR
375	0	NR	505	259	NR	635	261	NR	765	6	NR	895	0	NR
380	0	NR	510	319	NR	640	232	NR	770	5	NR	900	0	NR
385	0	NR	515	373	NR	645	204	NR	775	4	NR	905	0	NR
390	0	NR	520	414	NR	650	179	NR	780	4	NR	910	0	NR
395	1	NR	525	445	NR	655	157	NR	785	3	NR	915	0	NR
400	3	NR	530	465	NR	660	136	NR	790	3	NR	920	0	NR
405	5	NR	535	482	NR	665	118	NR	795	2	NR	925	0	NR
410	9	NR	540	493	NR	670	102	NR	800	2	NR	930	0	NR
415	18	NR	545	505	NR	675	87	NR	805	2	NR	935	0	NR
420	36	NR	550	515	NR	680	75	NR	810	2	NR	940	0	NR
425	72	NR	555	527	NR	685	65	NR	815	1	NR	945	0	NR
430	134	NR	560	540	NR	690	56	NR	820	1	NR	950	0	NR
435	242	NR	565	550	NR	695	48	NR	825	1	NR	955	0	NR
440	407	NR	570	557	NR	700	41	NR	830	1	NR	960	0	NR
445	684	NR	575	561	NR	705	35	NR	835	1	NR	965	0	NR
450	988	NR	580	559	NR	710	30	NR	840	1	NR	970	0	NR
455	828	NR	585	551	NR	715	26	NR	845	1	NR	975	0	NR
460	473	NR	590	537	NR	720	22	NR	850	1	NR	980	0	NR
465	333	NR	595	516	NR	725	19	NR	855	0	NR	985	0	NR
470	232	NR	600	491	NR	730	16	NR	860	0	NR	990	0	NR
475	146	NR	605	461	NR	735	14	NR	865	0	NR	995	0	NR
480	113	NR	610	429	NR	740	12	NR	870	0	NR	1000	0	NR
485	106	NR	615	395	NR	745	10	NR	875	0	NR			

Summary

$R_f = 73.7$
 $R_g = 93$
 $CIE R_a = 72.0$
 $R_g = -39.6$



Color Vector Graphics

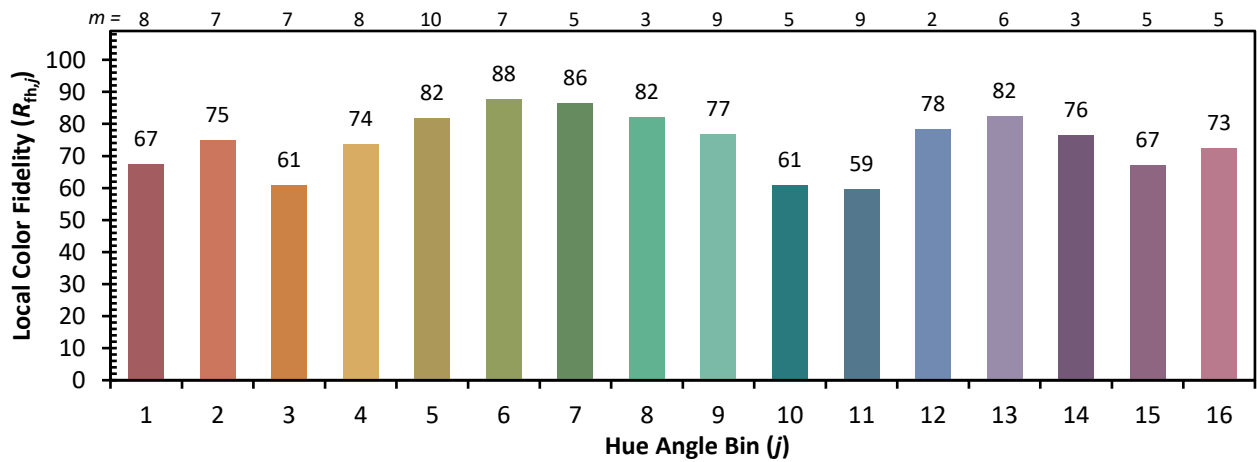


Individual Sample Fidelity Index ($R_{f,i}$)

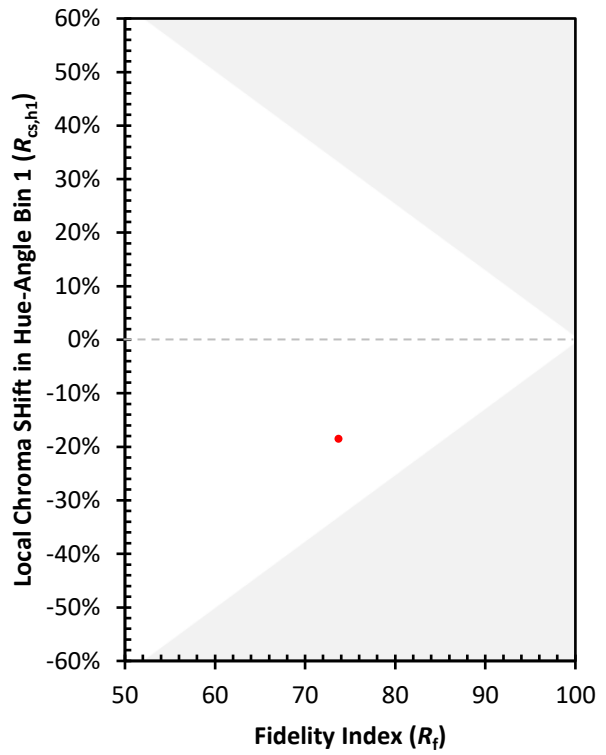
CES01 = 85	CES26 = 62	CES51 = 90	CES76 = 50
CES02 = 59	CES27 = 88	CES52 = 89	CES77 = 67
CES03 = 30	CES28 = 80	CES53 = 79	CES78 = 53
CES04 = 69	CES29 = 69	CES54 = 84	CES79 = 80
CES05 = 46	CES30 = 88	CES55 = 83	CES80 = 77
CES06 = 50	CES31 = 72	CES56 = 74	CES81 = 78
CES07 = 38	CES32 = 62	CES57 = 73	CES82 = 90
CES08 = 38	CES33 = 82	CES58 = 73	CES83 = 90
CES09 = 29	CES34 = 69	CES59 = 86	CES84 = 85
CES10 = 72	CES35 = 83	CES60 = 88	CES85 = 77
CES11 = 56	CES36 = 87	CES61 = 82	CES86 = 75
CES12 = 61	CES37 = 78	CES62 = 81	CES87 = 76
CES13 = 41	CES38 = 98	CES63 = 73	CES88 = 81
CES14 = 74	CES39 = 96	CES64 = 63	CES89 = 72
CES15 = 70	CES40 = 91	CES65 = 60	CES90 = 80
CES16 = 46	CES41 = 96	CES66 = 56	CES91 = 71
CES17 = 49	CES42 = 79	CES67 = 53	CES92 = 58
CES18 = 55	CES43 = 78	CES68 = 63	CES93 = 74
CES19 = 71	CES44 = 99	CES69 = 72	CES94 = 52
CES20 = 63	CES45 = 86	CES70 = 55	CES95 = 64
CES21 = 85	CES46 = 85	CES71 = 46	CES96 = 76
CES22 = 77	CES47 = 89	CES72 = 82	CES97 = 86
CES23 = 91	CES48 = 80	CES73 = 45	CES98 = 76
CES24 = 90	CES49 = 83	CES74 = 90	CES99 = 62
CES25 = 71	CES50 = 89	CES75 = 48	



Color Rendition by Hue-Angle Bin



Measure Comparisons



(END OF REPORT)